




20' & 40' GENERAL PURPOSE CONTAINERS


General Purpose 20' x 8' x 8'6"			Steel	
			Millimeters	Feet
	Internal Dimensions	Length	5,898	19'4.2"
		Width	2,352	7'8.6"
		Height	2,391	7'10"
	Door Opening	Width	2,340	7'8"
		Height	2,280	7'5.8"
			Kilograms	Pounds
	Weight	Max Gross	24,000	52,910
		Tare	2,280	5,090
		Max Payload	21,720	47,885
			Cube Metres	Cube Feet
Internal Capacity		33.2	1,171	


General Purpose 40' x 8' x 8'6"			Steel		Aluminium	
			Millimetres	Feet	Millimetres	Feet
	Internal Dimensions	Length	12,040	39'5.3"	12,021	39'5.3"
		Width	2,353	7'8.5"	2,335	7'7.9"
		Height	2,383	7'9.7"	2,360	7'8.9"
	Door Opening	Width	2,340	7'8"	2,337	7'7.9"
		Height	2,280	7'5.8"	2,271	7'5.4"
			Kilograms	Pounds	Kilograms	Pounds
	Weight	Max Gross	30,480	67,200	32,000	70,400
		Tare	3,830	8,450	3,170	6,990
		Max Payload	26,650	58,630	28,830	63,560
			Cube Metres	Cube Feet	Cube Meters	Cube Feet
Internal Capacity		67.7	2,390	67.7	2,380	


40' HIGH CUBE CONTAINERS

High Cube 40' x 8' x 9'6"			Steel	
			Millimeters	Feet
	Internal Dimensions	Length	12,031	39'5.6"
		Width	2,352	7'8.5"
		Height	2,698	8'10"
	Door Opening	Width	2,340	7'8.1"
		Height	2,585	8'5.8"
			Kilograms	Pounds
	Weight	Max Gross	30,480	67,200
		Tare	3,980	8,775
		Max Payload	26,500	58,425
			Cube Meters	Cube Feet
Internal Capacity		76.3	2,694	


REFRIGERATED CONTAINERS


Refrigerated 20' GP x 8' x 8'6"				Aluminum		
			Millimeters	Feet		
	Internal Dimensions	Length		5,455	17'11"	
		Width		2,294	7'6.2"	
		Height	Nominal	2,288	7'6"	
			Usable	2,188	7'2"	
	Door Opening	Width		2,268	7'5.3"	
		Height		2,215	7'3.1"	
				Kilograms	Pounds	
	Weight	Max Gross		24,000	52,800	
		Tare		2,950	6,503	
		Max Payload		21,050	46,407	
			Cube Meters	Cube Feet		
Internal Capacity	Nominal		28.6	1,010		
	Usable		27.4	967		

Refrigerated 40' GP x 8' x 8'6"				Aluminum		
			Millimeters	Feet		
	Internal Dimensions	Length		11,587	38'0.1"	
		Width		2,259	7'4.9"	
		Height	Nominal	2,219	7'3.4"	
			Usable	2,119	6'11.4"	
	Door Opening	Width		2,283	7'5.9"	
		Height		2,177	7'1.7"	
				Kilograms	Pounds	
	Weight	Max Gross		32,000	70,550	
		Tare		4,350	9,590	
		Max Payload		27,650	60,960	
			Cube Meters	Cube Feet		
Internal Capacity	Nominal		58.1	2,051		
	Usable		55.5	1,959		


Refrigerated 40' HQ x 8' x 9'6"				Aluminum		
			Millimeters	Feet		
	Internal Dimensions	Length		11,569	37'11.4"	
		Width		2,294	7'6.2"	
		Height	Nominal	2,540	8'4"	
			Usable	2,440	8'	
	Door Opening	Width		2,294	7'6.2"	
		Height		2,558	8'4.7"	
				Kilograms	Pounds	
	Weight	Max Gross		30,480	67,200	
		Tare		4,420	9,750	
		Max Payload		26,060	57,450	
			Cube Meters	Cube Feet		
Internal Capacity	Nominal		67.4	2,380		
	Usable		64.8	2,289		


OPEN TOP CONTAINERS

Open Top 20' x 8' x 8'6"		Steel		Steel		
		<u>Millimeters</u>	<u>Feet</u>	<u>Millimeters</u>	<u>Feet</u>	
	Internal Dimensions	Length	5,902	19'4.3"	5,887	19'3.7"
		Width	2,240	7'4.1"	2,350	7'8.4"
		Height	2,352	7'8.5"	2,330	7'7.7"
	Door Opening	Width	2,335	7'7.9"	2,338	7'8"
		Height	2,240	7'4.1"	2,223	7'3.5"
			<u>Kilograms</u>	<u>Pounds</u>	<u>Kilograms</u>	<u>Pounds</u>
	Weight	Max Gross	24,000	52,910	24,000	52,910
		Tare	2,440	5,380	2,560	5,640
		Max Payload	21,560	47,520	21,440	47,270
		<u>Cube Meters</u>	<u>Cube Feet</u>	<u>Cube Meters</u>	<u>Cube Feet</u>	
Internal Capacity		32	1,133	32.2	1,138	

Open Top 40' x 8' x 8'6"		Steel		
		<u>Millimeters</u>	<u>Feet</u>	
	Internal Dimensions	Length	12,021	39'5.2"
		Width	2,350	7'8.4"
		Height	2,330	7'7.7"
	Door Opening	Width	2,338	7'8"
		Height	2,234	7'3.8"
			<u>Kilograms</u>	<u>Pounds</u>
	Weight	Max Gross	36,000	79,370
		Tare	4,430	9,760
		Max Payload	31,570	69,600
		<u>Cube Meters</u>	<u>Cube Feet</u>	
Internal Capacity		66.7	2,355	

FLAT RACK CONTAINERS

Flat racks 20' x 8' x 8'6"				Steel	
			<u>Millimeters</u>	<u>Feet</u>	
	Internal Dimensions	Length		5,727	18'9.4"
		Width		2,240	7'4.1"
		Height	Unfolded	2,170	7'1.3"
			Folded	420	1'4.6"
			<u>Kilograms</u>	<u>Pounds</u>	
	Weight	Max Gross		30,480	66,140
		Tare		2,950	6,500
		Max Payload		27,530	60,690
			<u>Cube Meters</u>	<u>Cube Feet</u>	
Internal Capacity			27.9	986	

Flat racks 40' x 8' x 8'6"				Steel	
			<u>Millimeters</u>	<u>Feet</u>	
	Internal Dimensions	Length		12,032	39'5.6"
		Width		2,240	7'4.1"
		Height	Unfolded	2,034	6'8.1"
			Folded	570	1'10.4"
			<u>Kilograms</u>	<u>Pounds</u>	
	Weight	Max Gross		45,000	88,180
		Tare		5,530	12,190
		Max Payload		39,470	87,020
			<u>Cube Meters</u>	<u>Cube Feet</u>	
Internal Capacity			54.8	1936	